

20



20

BELGARD®
PAVES THE WAY



A RICH HISTORY OF GROWTH



1995

**BELGARD BRAND
ESTABLISHED**



1999

**SIERRA
FOUNDED**



1997

**CPM
ACQUIRED**



1995

**SUPERLITE, JEWELL
& MILLER ACQUIRED**



1987

ADAMS ACQUIRED



1970

THE BEGINNING
Roadstone merged
with Cement Limited



1978

ENTRY INTO THE AMERICAS
Amcor/Oldcastle Founded



1970

1980

1990

**FROM HUMBLE BEGINNINGS,
BELGARD IS PROUD TO CELEBRATE
25 YEARS OF LEADING THE
HARDSCAPES INDUSTRY.**


Our story begins in the 1970s with a focus on innovation and providing customers with exceptional products and services. We grew by partnering with and acquiring small family businesses across North America, each addition enriching our brand and building a legacy of entrepreneurship and commitment through our local representation.

Belgard's rich heritage guides us still today as we remain focused on innovation and excellence for our customers. We have and will continue to Pave the Way for the industry – for the next 25 years and beyond.

PRODUCT INNOVATIONS



DIAMOND WALL
First rear lip system



DUBLIN
First multi-piece
system on a pallet



CELTIK WALL
First wall system
with in-line process



POLYSAND
First hardening
joint sand

2000

2010

2001

**ENTRY INTO
CANADIAN MARKET**
Permacon acquired



2002

**ANCHOR CONCRETE
ACQUIRED**



2003

**NORTHFIELD, COASTAL
& GMS ACQUIRED**



2013

**EXPOCRETE
ACQUIRED**



2016

TECHNISEAL ACQUIRED

Techniseal
Protect and Beautify

2004

**STOCKTON & BONNER
SPRINGS FOUNDED**




2015

**ANCHOR BLOCK/
ANCHOR WALL ACQUIRED**


ENGINEERED SOLUTIONS BY
ANCHOR
WALL SYSTEMS



ARBEL
First interlocking
random stone paver



LAFITT RUSTIC SLAB
Large scale slab using 3D
scanned surfaces



TANDEM SYSTEM
Innovative & patented system
allowing the use of decorative
veneers on structural wall units



**ELEMENTS COLLECTION
INTRODUCED**
Pre-built modules offer faster
installs & cost-efficiency



**TANDEM
MODULAR BLOCK**
Evolution of the Tandem
platform, simplifying the
structural units to a single unit




satura



TRUECOLOR

COLOR TECHNOLOGY
Revolutionary strides towards vibrant,
lasting color and reproducing the look
of all types of materials

INTRODUCING COLLECTIONS



42

PAVERS

METROPOLITAN

Catalina Grana® p. 44
Lafitt® Grana Slab p. 46

NATURAL

Agilina™ Plank p. 48
Catalina™ Slate p. 50
Lafitt® Paver p. 52
Lafitt® Rustic Slab p. 54
Madria™ p. 56
Mega-Arbel™ p. 57
Provence™ Slab p. 58

HERITAGE

Dublin Cobble® Paver p. 60
Old York™ p. 62

LEGACY

Country Manor® p. 64
Holland Stone p. 66
London Cobble p. 67
Old World Paver™ p. 68

ENVIRONMENTAL

Aqua Roc™ I p. 70
Turfstone™ p. 71

PORCELAIN STONE FINISH

Ardesie p. 72
Quarziti 2.0 p. 73
Verona p. 74
Noon p. 75
Porcelain Veneer p. 76
Unico p. 78



80

WALLS

NATURAL

Ashlar Tandem™ p. 82
Belair Wall™ p. 84
Diamond Pro® PS Quarried Face .. p. 86
Lafitt Tandem™ p. 87

HERITAGE

Aspen Stone® p. 88
Brookshire™ p. 90
Weston Stone™ p. 92

LEGACY

Diamond® Series p. 94



96


FIRE FEATURES

NATURAL

Bordeaux® Series p. 98
Bristol® Series p. 99

HERITAGE

Brighton™ Series p. 100
Brookshire™ Fire Pit p. 102
Weston Stone™ Fire Pit Kit p. 103



104

ACCESSORIES

METROPOLITAN

Laguna™ Coping p. 106

NATURAL

Anglia Edger® p. 107
Landings™ Step p. 108

HERITAGE

Brookshire™ Curb p. 109

LEGACY

Country Manor Curb® p. 110
Marina™ Coping p. 111

6 UNIQUE LOOKS TO FIT ANY STYLE

Introducing Collections by Belgard®, a simple, straightforward way to navigate our product offerings. Sorted by texture, each collection is a sampling of products that look great together no matter the application.

HERITAGE
Antiqued. Tumbled.


PORCELAIN
Porcelain products.

NATURAL
Slate and worn stone.
Sculpted.

LEGACY
Soft edges. Split face.
Accent pieces.

METROPOLITAN
Smooth finish. Straight lines.


ENVIRONMENTAL
Permeable products.





NOTE: Belgard® cannot guarantee printed color swatches will match actual product. All colors shown are approximate representations of the standard product. Actual colors may vary slightly due to batch variances and environmental conditions at time of photography. Actual sizes may vary by region. Please contact your local Belgard representative for accurate samples, availability and pricing.

OTHER RESOURCES

Styles and Trends.....	p. 04
Inspiration.....	p. 24
Product Specifications.....	p. 118



MIX, MATCH & MORE WITH *COLLECTIONS*



METROPOLITAN

Smooth finish. Straight lines.

NATURAL

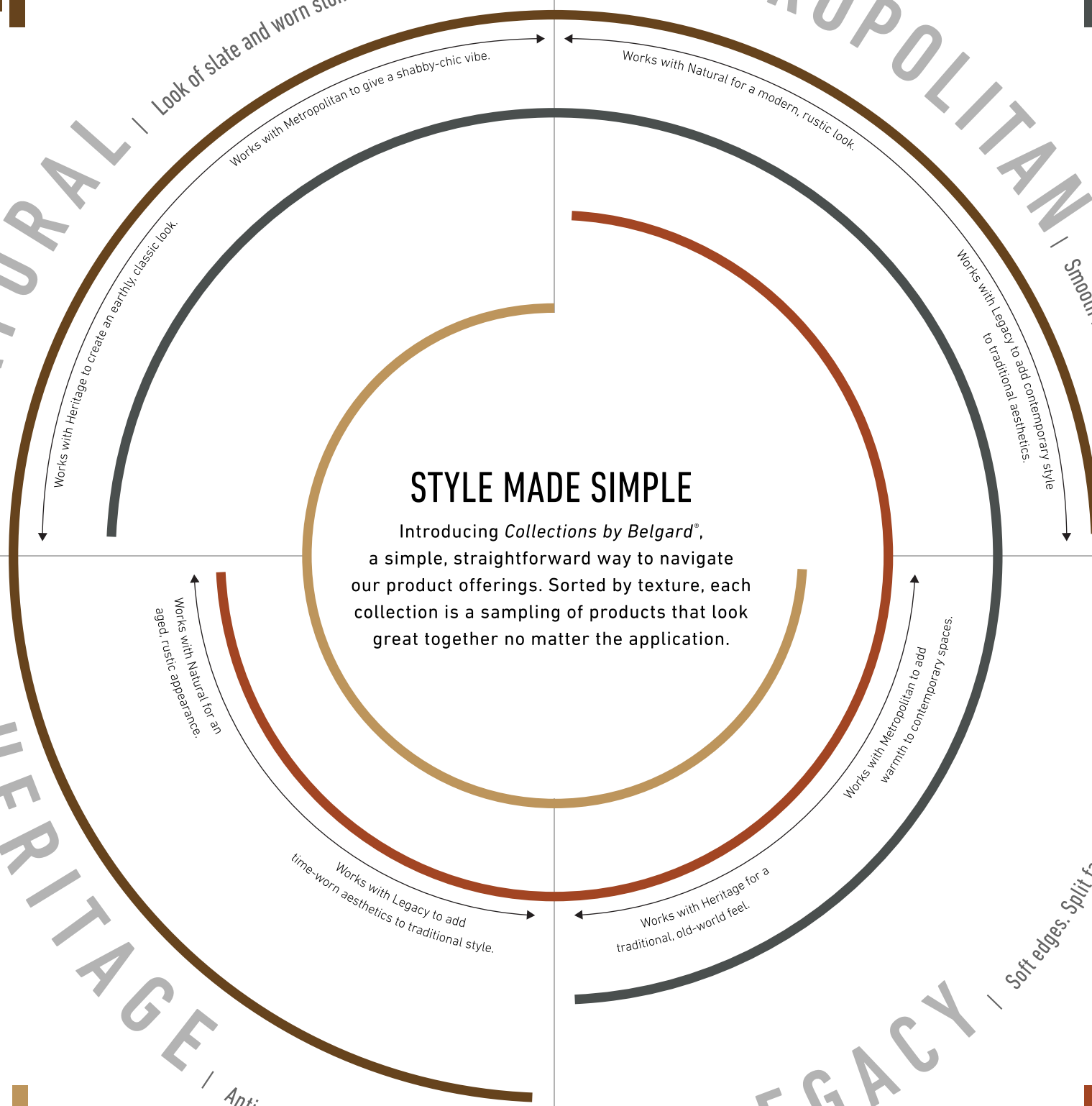
Look of slate and worn stone. Sculpted.

HERITAGE

Antiqued. Tumbled.

LEGACY

Soft edges. Split face. Accent pieces.



STYLE MADE SIMPLE

Introducing *Collections by Belgard®*,
a simple, straightforward way to navigate
our product offerings. Sorted by texture, each
collection is a sampling of products that look
great together no matter the application.

Works with Heritage to create an earthy, classic look.

Works with Metropolitan to give a shabby-chic vibe.

Works with Natural for a modern, rustic look.

Works with Legacy to add contemporary style to traditional aesthetics.

Works with Natural for an aged, rustic appearance.

Works with Legacy to add time-worn aesthetics to traditional style.


Works with Heritage for a traditional, old-world feel.

Works with Metropolitan to add warmth to contemporary spaces.





LUXE LIVING



ESCAPE TO YOUR BACKYARD

Today's outdoor spaces are more dynamic than ever, designed to complement the way you live and your aesthetic.

Whether it be a chic lounge area for entertaining, a green-filled hideaway that amplifies your connection with nature, or a clean & minimal space for family fun the Outdoor Roomscape is your gateway to paradise at home.


LEFT: DUBLIN COBBLE IN FOSSIL BEIGE & CENTURY WALL IN AVONDALE

ABOVE: ARDESIE PORCELAIN PAVER IN VULCAN



Bring together natural aesthetics with a modern feel. The irregular edge of the plank pavers allows for a modern twist on biophilic design.

PICTURED: MEGA-LAFITT IN FOSSIL BEIGE & MODULINE IN CHARCOAL



SIMPLIFY *to* BEAUTIFY

DO MORE WITH LESS

Design doesn't have to be loud to make a big impact. The "less is more" philosophy sharpens the focus on what really matters in your design.

A backyard with a view needs only two chairs by the fire to complete a rustic design that coincides with nature.


Using a pop of color around your front walkway, like a bright colored door, is a little change that adds big curb appeal.

Keeping landscaping simple not only reduces the amount of time a homeowner spends on yardwork but also places focus on their investment.



RIGHT: LAFITT PAVER IN AVONDALE
& WESTON STONE FIRE PIT IN AVONDALE





TOP: CATALINA GRANA IN SILEX BLEND
BOTTOM: DIAMOND 9D IN SILEX BLEND & DUBLIN COBBLE IN SABLE BLEND





NATURAL CONNECTION

ENTANGLEMENT WITH NATURE

In the ever-expanding age of technology, many rising trends center on the health benefits of incorporating design elements that help keep us connected with the natural world. This can be done both texturally and by integrating organic elements like water, fire, wood or plant life into the hardscape design.





NATURAL CONNECTION CONTEMPORARY FOCUS

Intertwining the natural and built environments can soften a contemporary look and create a sense of wellbeing.



LEFT: LANDINGS STEP IN DANVILLE

TOP RIGHT: BELAIR WALL 2.0 IN BELLA

L-R: MEGA-LAFITT IN SILEX BLEND, CATALINA SLATE IN SABLE & NOON PORCELAIN PAVER IN DAYLIGHT






LIVE LIFE IN COLOR



INTRODUCING BELGARD'S COLOR OF THE YEAR

Accents of **Terrarium** complement the full range of Belgard colorations — whether on an urban rooftop or at a rural retreat, a suburban backyard or a seaside terrace. Signifying growth, vitality, and renewal, hints of this green in accents and decor help create your biophilic paradise at home.



OPPOSITE
CATALINA SLATE IN AVONDALE




MIDDLE
CATALINA GRANA IN TUSCANY WITH
CHARCOAL BORDER

RIGHT
NOON PORCELAIN PAVER IN DAYLIGHT



COLOR

Belgard's color of the year, **Terrarium** is a powerfully rejuvenating hue that amplifies and enhances our connection to the natural environments around us.



TEXTURE

Texture plays an integral role in outdoor living design. The textures chosen can add a dimensional aspect, a time-worn aesthetic or an element of sophistication.



SLATE / RUSTIC



SCULPTED




COBBLED



DIMPLED



SMOOTH / GRANA



STANDARD



DISTRESSED



TUMBLED

SCALE

Depending on the design goals, the shape and size of a paver can help make an outdoor space look more cozy, more open and contemporary, or more in harmony with the surrounding environment.

4" X 8"
HOLLAND STONE



5" X 11¹/₆"
MELVILLE™ PLANK



6" X 12"
CATALINA*



15¹/₂" X 11¹/₆"
MEGA-ARBEL™



15¹/₂" X 23¹/₆"
TURFSTONE*




COLOR TECHNOLOGY

BRIGHTER COLORS, LONGER

Belgard® uses a variety of cutting edge technologies to improve product durability and make sure colors stand the test of time. Through the use of proprietary admixtures and in-line treatments, Belgard is able to protect our product from the very beginning; during the manufacturing process.



**TRUE
COLOR**



TRUECOLOR™

TrueColor enhances vibrance and extends the life of the color on pavers. It makes pavers more resistant to everyday wear and tear such as UV rays, stains and even acid.



LASTING
TEXTURE



RESISTS
STAINS



WITHSTANDS
FADING



SATURA™

From natural stone to wood grain, top trending finishes are easily achieved with Satura.



TEXTURGARD™


Texturgard fuses a top layer of rich pigments with Belgard's core color process resulting in a richness and purity of color that's sleek and vibrant.

GREAT *is in the*
DETAILS






THIS *or* THAT



SUBTLE CONTRAST Use a monotone color scheme with perpendicular borders.



BOLD CONTRAST Different colors, shapes and sizes make for eye-catching design.



WORK WITH NATURE Follow the landscape and allow for nature to guide you.



MAKE NATURE WORK WITH YOU Decide where you want the natural world to break through.



GO SMOOTH Pick a smooth texture for a modern aesthetic and use color to create contrast.



MIX IT UP Add visual and tactile interest by mixing textures and colors.

TOP L-R: CAMBRIDGE COBBLE IN AVONDALE, HOLLAND STONE & CAMBRIDGE COBBLE IN DESERT SAND & SLATE, **MIDDLE L-R:** CATALINA SLATE IN TUSCANY, LAFITT PAVER, HOLLAND STONE (BORDER) & OLD WORLD PAVER (INLAY) IN AVONDALE **BOTTOM L-R:** CATALINA GRANA IN SABLE & HOLLAND STONE IN CHARCOAL, MEGA-LAFITT & EASTWOOD COPING IN AVONDALE, MODULINE (BORDER) IN CHARCOAL





RIGHT: LAFITT RUSTIC SLAB IN AVONDALE, HOLLAND STONE (BORDER) IN CHARCOAL, MARINA COPING (FLOWER BED CAP) IN CHARCOAL, WESTON STONE IN AVONDALE WITH CHARCOAL BANDING AND WESTON STONE FIREPIT IN AVONDALE

PLAY OUTSIDE THE BOX

Outdoor games like croquet and horseshoe have been garden party staples for generations. A contractor brought this entertaining space to life with an oversized chess board.



BELOW: APPIAN IN NAPOLI & CHARCOAL





UNIQUELY YOU

IF YOU CAN DREAM
IT, YOU CAN DO IT
WITH BELGARD

Your home is a reflection of your deepest self, where you can be you regardless of what's happening beyond your property line. Make a statement or simply make your space feel more like home with Belgard products and a Belgard Authorized Contractor.



LEFT: CAMBRIDGE COBBLE IN NAPOLI WITH AN
AVONDALE BORDER & WESTON STONE IN SILEX

CASUAL COASTAL RETREAT

When you step into the HGTV® Dream Home 2020, you're on "island time." Set on the South Carolina Lowcountry of Hilton Head Island, the shady pines and proximity to the sea played as inspiration for the exterior with coastal blues, rustic browns and sandy tans.

Designed to embrace the marsh front backdrop, the home offers an abundance of outdoor living space. The expansive backyard boasts marshland views with all the splendor of a Gatsby soiree.



RIGHT: MELVILLE PLANK IN FOUNDRY & GRAPHITE

BELOW: ASHLAR TANDEM IN PEWTER, LANDINGS STEP IN MIDNIGHT, TURIN PORCELAIN PAVER IN STREAM, MELVILLE TANDEM FIRE PIT IN PEWTER


SPONSORING *the* DREAM *since 2016*



HGTV, HGTV Dream Home, HGTV Dream Home Giveaway and their associated logos are trademarks of Scripps Networks, LLC. Photos © 2016–2019 Scripps Networks, LLC. Used with permission; all rights reserved."







INSPIRE

OUTDOOR OASIS
DREAM DECK
PERFECT PATIO

The primary goal in designing an outdoor living room is to create a space that invites you to spend time outdoors. Whether you enjoy entertaining large groups or prefer an intimate space for curling up with a good book, you bring life outside.

WE'LL PAVE
THE WAY





TAKE LIFE OUTSIDE

FAMILY FRIENDS FUN

When you create an outdoor living room, you can be sure it will not only be filled with life, but with moments that last a lifetime. Whether hosting an impromptu dinner party, inviting the neighbors over, or just spending some quality time with your family, Belgard® is your source for beautiful outdoor designs.

OPPOSITE
CATALINA SLATE IN SILEX BLEND
OLD YORK IN CHARCOAL

TOP
NOON IN EMBER

BOTTOM
AGILINA PAVER IN SABLE BLEND
BELAIR WALL IN SABLE BLEND





TOP
LONDON COBBLE IN SILEX BLEND
OPPOSITE
QUARZITI 2.0 IN GLACIER







GRILL SIZZLE SEAR

Whether you're looking to bake restaurant-worthy wood fired pizzas in your own brick oven or just throw some burgers on the grill, Belgard® helps you create an outdoor dining experience for the whole family to enjoy.

OPPOSITE
LAFITT GRANA SLAB IN SILEX BLEND
OLD YORK IN CHARCOAL
ASHLAR TANDEM IN SILEX BLEND

TOP
BORDEAUX GRILL IN SIENNA / MIDNIGHT

BOTTOM
CUSTOM GREEN EGG ISLAND FEATURING
WESTON STONE IN AND BELAIR WALL IN
BELLA BLEND AMARETTO BLEND

FIRE THE GRILL



UP GRILL







ABOVE
 LAFITT GRANA SLAB IN SILEX BLEND
 MEGA-ARBEL IN SILEX BLEND
 OLD YORK IN CHARCOAL
 BROOKSHIRE WALL IN SABLE BLEND

OPPOSITE
 BELAIR WALL IN BELLA BLEND
 OLD YORK IN CHARCOAL





CREATE A SPARK

COZY UP
ENTERTAIN
MAKE MEMORIES

With Belgard®, you can create outdoor living rooms that become the hub of activity for your family. Imagine roasting marshmallows over a crackling fire or cuddling up on a cool fall evening in front of the hearth. Now that's living.

OPPOSITE
BORDEAUX FIREPLACE IN SIENNA / MIDNIGHT
ASHLAR TANDEM WALL IN BELLA BLEND
QUARZITI 2.0 IN WATERFALL

TOP
LAFITT RUSTIC SLAB IN SILEX BLEND
OLD YORK IN CHARCOAL
BELAIR WALL IN SILEX BLEND

BOTTOM
MEGA-ARBEL IN SILEX BLEND
WESTON STONE IN BELLA BLEND
BELAIR WALL IN SABLE BLEND





TOP
 WESTON STONE IN BELLA BLEND
 LAFITT RUSTIC SLAB IN SILEX BLEND

OPPOSITE
 LAFITT PAVER IN AMARETTO BLEND
 BELAIR WALL IN BELLA BLEND
 LANDINGS STEP IN CHARCOAL







COLOR TEXTURE PATTERN

It's the details that take a design from excellent to enviable. Using caps and coping to offset walls, seating and fire features gives your space that little something extra. Mix textures or use a complementing color for a fresh look that's eye-catching and unique.

OPPOSITE
BELAIR WALL IN BELLA BLEND

TOP
ASHLAR TANDEM WALL IN SABLE BLEND

BOTTOM
BROOKSHIRE WALL IN SABLE BLEND

CAP IT OFF










OPPOSITE
LAFITT RUSTIC SLAB IN SILEX BLEND
OLD YORK IN CHARCOAL
BELAIR WALL IN SILEX BLEND

ABOVE
DIAMOND PRO PS QUARRIED FACE WALL IN SABLE BLEND



PAVERS



METROPOLITAN

44

Catalina Grana®

46

Lafitt® Grana Slab

NATURAL

48

Agilina™ Plank

50

Catalina™ Slate

52

Lafitt® Paver

54

Lafitt® Rustic Slab

56

Madria™

57

Mega-Arbel®
Patio Slab

58

Provence Slab™

LEGEND



METROPOLITAN



NATURAL



HERITAGE



LEGACY



ENVIRONMENTAL



PORCELAIN



PERMEABLE




TRUECOLOR



SATURA



TEXTURGARD





HERITAGE

- 60 Dublin Cobble®
- 62 Old York™

LEGACY

- 64 Country Manor®
- 66 Holland Stone
- 67 London Cobble
- 68 Old World Paver™

ENVIRONMENTAL

- 70 Aqua Roc™ I
- 71 Turfstone™

PORCELAIN

- 72 Ardesie
- 73 Quarziti 2.0
- 74 Verona™
- 75 Noon
- 76 Porcelain Veneer
- 78 Unico


s l a t e
s m o o t h
t u m b l e d

CATALINA GRANA[®]


Silex Blend



AMARETTO BLEND **SPECIAL ORDER**



BELLA BLEND



SABLE BLEND



SILEX BLEND



MODERN
LINEAR
SMOOTH



TRUECOLOR™
True Protection for
your Pavers.

*Please refer to page 16
for more information.*

3-PIECE STONE | 60MM



6 x 12 x 2³/₈



9 x 12 x 2³/₈



12 x 12 x 2³/₈

Swatches represent product color only, not surface texture.





LAFITT®

GRANA SLAB

Silex Blend




AMARETTO BLEND **SPECIAL ORDER**



BELLA BLEND



DANVILLE BLEND



SABLE BLEND




SILEX BLEND


SLEEK
CONTEMPORARY
LARGE-SCALE

 TRUECOLOR™
True Protection for
your Pavers.

*Please refer to page 16
for more information.*

 DESIGN TIP
Large format pavers are
a perfect complement to
any home. Eliminating the
border can give it a clean
and modern feel.

*See page 24 for
more design ideas.*

3-PIECE MODULAR | 60MM



7 3/8 x 14 7/8 x 2 3/8



14 7/8 x 14 7/8 x 2 3/8



14 7/8 x 22 7/16 x 2 3/8







Sable Blend



AMARETTO BLEND



BELLA BLEND



SABLE BLEND



SILEX BLEND



TEXTURED
NATURAL STONE
CLASSIC



TRUECOLOR™
True Protection for
your Pavers.

Please refer to page 16
for more information.

3-PIECE - 5" | 80MM



5 x 11³/₁₆ x 3³/₈



5 x 15³/₈ x 3³/₈



5 x 19¹/₁₆ x 3³/₈



7¹/₂ x 11³/₁₆ x 3³/₈



7¹/₂ x 15³/₈ x 3³/₈



7¹/₂ x 19¹/₁₆ x 3³/₈







CATALINA™

SLATE



AMARETTO BLEND **SPECIAL ORDER**



BELLA BLEND



SABLE BLEND



SILEX BLEND



MODULAR
VERSATILE
NATURAL



TRUECOLOR™
True Protection for
your Pavers.

*Please refer to page 16
for more information.*

3-PIECE STONE | 60MM



6 x 12 x 2 3/8



9 x 12 x 2 3/8



12 x 12 x 2 3/8







LAFITT®

PAVER & BORDER STONE

Bella Blend & Charcoal



AMARETTO BLEND SPECIAL ORDER



BELLA



CHARCOAL**



DANVILLE BLEND*



SABLE BLEND



SILEX BLEND


**VINTAGE
 NATURAL
 CHISELED**

 **TRUECOLOR™**
 True Protection for
 your Pavers.

*Please refer to page 16
 for more information.*


3-PIECE MODULAR | 60MM



3 1/16 x 7 1/16 x 2 3/8



7 1/16 x 7 1/16 x 2 3/8



7 1/16 x 10 5/8 x 2 3/8



6 x 9 x 2 3/8

6 X 9 | 60MM

**Available in 3-Piece only.*

***Not available in 3-piece*

Swatches represent product color only, not surface texture.







LAFITT[®]

RUSTIC SLAB

Amaretto Blend



AMARETTO BLEND



BELLA BLEND



DANVILLE BLEND



SABLE BLEND



SILEX BLEND



CUT SLATE
LARGE-SCALE
VERSATILE

TRUECOLOR™
True Protection for
your Pavers.

*Please refer to page 16
for more information.*


3-PIECE MODULAR | 60MM



14⁷/₈ x 7³/₈ x 2³/₈



14⁷/₈ x 14⁷/₈ x 2³/₈



14⁷/₈ x 22⁷/₁₆ x 2³/₈

Swatches represent product color only, not surface texture.







PLANK
WOOD APPEARANCE
LARGE-SCALE



ALMOND BROWN

PEWTER



SATURA™
From natural stone
to wood grain, top
trending finishes
are easily achieved
with Satura.


*Please refer to page 16
for more information.*



**SPECIAL
ORDER**
MADRRIA™
SLAB

Almond Brown

LARGE SQUARE | 60MM



22½ x 22½ x 2¾

LARGE RECTANGLE | 60MM



15 x 30 x 2¾



MEGA-ARBEL[®]

PATIO SLAB

Sable Blend



BELLA BLEND



SABLE BLEND



SILEX BLEND



FLAGSTONE
ORGANIC
HARMONIOUS



TRUCOLOR[™]
True Protection for
your Pavers.

*Please refer to page 16
for more information.*

60MM



15³/₈ x 21 x 2³/₈

80MM

SPECIAL
ORDER



15³/₈ x 21 x 3³/₈

Swatches represent product color only, not surface texture.


SPECIAL ORDER

PROVENCE SLAB™

Black Hills



BLACK HILLS



NIAGARA GRAY



SHENANDOAH



NATURAL
TEXTURED
STONE



SATURA™

From natural stone
to wood grain, top
trending finishes
are easily achieved
with Satura.

*Please refer to page 16
for more information.*

3-PIECE MODULAR | 60MM



7½ x 15 x 2¾



15 x 15 x 2¾



15 x 22½ x 2¾



22½ x 22½ x 2¾



15 x 30 x 2¾

LARGE SQUARE | 60MM

LARGE RECTANGLE | 60MM







DUBLIN COBBLE[®]

Bella Blend



BELLA BLEND



FLASH BROWN BLEND



SABLE BLEND



CLASSIC
ANTIQUED
ELEGANT

3-PIECE | 60MM



3 x 6 x 2³/₈



6 x 6 x 2³/₈



6 x 9 x 2³/₈





OLD YORK™

Charcoal



CHARCOAL



SABLE BLEND



SILEX BLEND



SUMMER HILL BLEND



WEATHERED
ELEGANT
UNIQUE



*Please refer to page 16
for more information.*

PAVER | 60MM



3¹/₁₆ x 7⁷/₈ x 2³/₈

*Larger joints between pavers allow Old York
to be installed as a permeable paver option*





COUNTRY MANOR[®]

Sable Blend



BELLA BLEND



FLASH BROWN BLEND



SABLE BLEND



ANTIQUED
TIMELESS
RUSTIC

SQUARE | 60MM

LARGE RECTANGLE | 60MM



6 1/4 x 6 1/4 x 2 3/8



6 1/4 x 9 3/8 x 2 3/8







BELLA BLEND



CHARCOAL



FLASH BROWN BLEND



LIBERTY BLEND



SABLE BLEND



SILEX BLEND



CLASSIC
ACCENT
SMOOTH



TEXTURGARD™
Texturgard fuses a top layer of rich pigments with Belgard's core color process.

Please refer to page 16 for more information.



HOLLAND STONE

Silex Blend

60MM



$3\frac{1}{16} \times 7\frac{7}{8} \times 2\frac{3}{8}$

80MM

SPECIAL
ORDER



$3\frac{1}{16} \times 7\frac{7}{8} \times 3\frac{1}{8}$

LONDON COBBLE


Bella Blend



AMARETTO BLEND



BELLA BLEND



CHARCOAL




FLASH BROWN BLEND



LIBERTY BLEND



SABLE BLEND



SILEX BLEND



VERSATILE
PILLOWTOP
TAILORED



TEXTURGARD™
Texturgard fuses a top layer of rich pigments with Belgard's core color process.

Please refer to page 16 for more information.

SQUARE | 60MM

RECTANGLE | 60MM



6 x 6 x 2³/₈



6 x 9 x 2³/₈



Sable Blend



BELLA BLEND



SABLE BLEND



SILEX BLEND



COBBLED
EUROPEAN
TIME-WORN

3-PIECE MODULAR | 80MM



5 1/8 x 7 1/4 x 3 1/8



5 1/8 x 10 1/4 x 3 1/8



5 1/8 x 12 13/16 x 3 1/8

Swatches represent product color only, not surface texture.







BELLA BLEND



SABLE BLEND



SILEX BLEND



TRADITIONAL
CLASSIC
PERMEABLE



Silex Blend

80MM



4½ x 9 x 3⅞



TURFSTONE™



GRAY



UNIQUE
ECO-FRIENDLY
DURABLE

80MM



15 $\frac{1}{4}$ x 23 $\frac{5}{8}$ x 3 $\frac{1}{8}$

Turfstone is manufactured to a different ASTM standard than pavers and paving slabs. Vehicular applications are limited to residential driveway, overflow parking or emergency access lanes only.



AFRICAN STONE
AD 03 NAT - V4



ISLAND
AD 02 NAT - V3

SPECIAL
ORDER



VULCAN
AD 05 NAT - V3



DIVERSE
DURABLE
NATURAL



ARDESIE

STONE FINISH

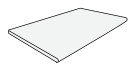
African Stone

24 X 24



23.54 x 23.54 x 3/4

UNICO



12.99 x 23.54 x 3/4

See page 78
for full product
information.



Spacers are recommended for all porcelain paver installations. For vehicular applications, there must be a mortar install over a concrete slab.


MIRAGE
Porcelain Design. Sustainability




QUARZITI 2.0

STONE FINISH


Glacier



GLACIER
QR 01 NAT - V3



RIVER
QR 04 NAT - V3



MANTLE
QR 05 NAT - V3



WATERFALL
QR 03 NAT - V3



MOUNTAINS
QR 02 NAT - V3


SIMPLE
VERSATILE
NATURAL

24 X 24




23.54 x 23.54 x 3/4

MODULAR[®] **SPECIAL ORDER**

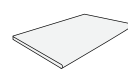


11.73 x 23.54 x 3/4



23.54 x 35.35 x 3/4

UNICO



12.99 x 23.54 x 3/4

See page 78
for full product
information.



**Modular pieces sold as a pair only.
Spacers are recommended for all porcelain paver
installations. For vehicular applications, there must
be a mortar install over a concrete slab.*

MIRAGE[®]
Porcelain Design. Sustainability



BLUE STONE - V3



PLATINUM - V3



TAOS - V3



YUKON - V4



MODULAR
TEXTURED
OVERSIZED



VERONA™

STONE FINISH

Blue Stone

24 X 24



23.54 x 23.54 x 3/4



Spacers are recommended for all porcelain paver installations. For vehicular applications, there must be a mortar install over a concrete slab.

MIRAGE
Porcelain Design. Sustainability




NOON

WOOD FINISH

Ember



DAYLIGHT
NN 01 NAT - V4



EMBER
NN 02 NAT - V4



HONEY
NN 03 NAT - V4


SIMPLE
VERSATILE
NATURAL

Installed in HGTV's Dream Home 2019!


DREAM HOME
PROUD SPONSOR 2019

Belgard.com/dreamhome



Spacers are recommended for all porcelain paver installations. For vehicular applications, there must be a mortar install over a concrete slab.

MIRAGE
Porcelain Design. Sustainability.

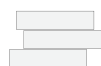
8 X 48



7.80 x 47.17 x 3/4

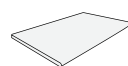
12 X 48

SPECIAL
ORDER



11.73 x 47.17 x 3/4

UNICO



12.99 x 23.54 x 3/4

See page 78
for full product
information.

**SPECIAL
ORDER**

PORCELAIN VENEER



AFRICAN STONE




DAYLIGHT



EMBER



GLACIER



ISLAND



RIVER



WATERFALL



STYLISH
HARMONIOUS
UNIQUE

VENEER



4.06 x 17.52

MIRAGE
Porcelain. Design. Sustainability





UNICO

STEP & COPING




QUARZITI 2.0
GLACIER
QR 01 NAT - V3



QUARZITI 2.0
MOUNTAINS
QR 02 NAT - V3



QUARZITI 2.0
WATERFALL
QR 03 NAT - V3



QUARZITI 2.0
RIVER
QR 04 NAT - V3



QUARZITI 2.0
MANTLE
QR 05 NAT - V3



NOON
DAYLIGHT
NN 01 NAT - V4



NOON
EMBER
NN 02 NAT - V3



NOON
HONEY
NN 03 NAT - V3



TWO INSTALLATION NEEDS,
A SINGLE SOLUTION.

This versatile porcelain unit is processed on both sides to give you maximum flexibility and design freedom. Unico can be used as a step and as a coping for swimming pools. With a rounded, bullnose edge or straight edge, this uniquely functional border piece looks great from every angle.

MIRAGE
Porcelain. Design. Sustainability.

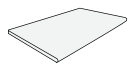
Installed in HGTV's Dream Home 2019!

HGTV
DREAM HOME
PROUD SPONSOR 2019

[Beldgard.com/dreamhome](http://Belgard.com/dreamhome)



UNICO




12.99 x 23.54 x 3/4







WALLS



LEGEND




NATURAL



HERITAGE



LEGACY



NATURAL

82
Ashlar Tandem™

84
Belair Wall®

86
Diamond Pro® PS
Quarried Face

87
Lafitt Tandem™

HERITAGE

88
Aspen Stone®

90
Brookshire™

92
Weston Stone™

LEGACY

94
Diamond® Series

*freestanding
retaining
garden*



Amaretto Blend



AMARETTO BLEND



SABLE BLEND



BELLA BLEND



SILEX BLEND



DANVILLE BLEND


 FREESTANDING / RETAINING
 MULTI-PIECE
 CHISELED
 VERSATILE

UNITS 1, 2 & 3

7 x 13 $\frac{3}{8}$ x 37 x 15 $\frac{3}{8}$ x 3

7 x 18 x 3

SOLID UNITS 4, 5 & 6

7 x 13 $\frac{3}{8}$ x 37 x 15 $\frac{3}{8}$ x 3

7 x 18 x 3

TANDEM™ CAP

3 $\frac{1}{4}$ x 24 x 15

8" CONNECTOR



MODULAR BLOCK



NEW See page 19
for full product
information.

7 $\frac{1}{16}$ x 7 $\frac{7}{8}$ x 7 $\frac{7}{8}$
(Connectors Included)

U START BASE BLOCK



3 $\frac{1}{2}$ x 18 $\frac{1}{2}$ x 12"
(Sold Separately)

Recommended for use with all
available wall block units. See page
116 for full product information.

*Note: U Start Base Block actual
coverage length is 16 $\frac{1}{16}$

Installed in HGTV's
Dream Home 2019 & 2020!



Belgard.com/dreamhome

Ashlar units 1-6 come mixed on one pallet.








BELAIR WALL[®]


Silex Blend



AMARETTO BLEND



SABLE BLEND



BELLA BLEND



SILEX BLEND



DANVILLE BLEND



FREESTANDING / RETAINING

MULTI-PIECE
CHISELED
VERSATILE

6" RETAINING WALL



6 x 8 x 8



6 x 16 x 8



6 x 16 x 8
w / microjoint

6" FREESTANDING WALL



6 x 8 / 6 x 11



6 x 16 / 14 x 11

CAP



3 x 7 / 8 x 13 1/2

COLUMN/CORNER



6 x 16 x 8

CAP END



3 x 8 x 13 1/2

WALL END



6 x 8 x 11

U START BASE BLOCK



3 1/2 x 18 1/2 x 12*
(Sold Separately)

Recommended for use with all available wall block units. See page 116 for full product information.

*Note: U Start Base Block actual coverage length is 16 1/16


28 x 28 Cap available in Brown and Charcoal.

Please contact Belgard Rep or more information.

Swatches represent product color only, not surface texture.







BELLA BLEND



SABLE BLEND



SILEX BLEND



RETAINING

NATURAL
VERSATILE
DURABLE

DIAMOND PRO[®]

PS QUARRIED FACE

See page 94 for the rest
of the Diamond[®] Series

Bella Blend

BLOCK

8 x 18 x 12

CORNER

8 x 18 x 9

4" QUARRIED CAP4 x 17 $\frac{1}{4}$ / 12 x 10 $\frac{3}{8}$ **ANCHOR[™] FIBERGLASS PINS**


5" L x .05" dia.
2 pins per block, sold separately.



Silex Blend



FREESTANDING / RETAINING
STACKED STONE
INNOVATIVE
VERSATILE



AMARETTO BLEND



SABLE BLEND



BELLA BLEND



SILEX BLEND



DANVILLE BLEND

UNITS 1, 2 & 3

7 x 13¹³/₁₆ x 2⁵/₈7 x 15¹³/₁₆ x 2⁵/₈7 x 18⁷/₁₆ x 2⁵/₈

TANDEM® CAP

3³/₄ x 24 x 15

8" CONNECTOR



MODULAR BLOCK

7¹/₁₆ x 7⁷/₈ x 7⁷/₈
(Connectors Included)


U START BASE BLOCK

3¹/₂ x 18¹/₂ x 12*
(Sold Separately)

Recommended for use with all available wall block units. See page 116 for full product information.

*Note: U Start Base Block actual coverage length is 16¹¹/₁₆

Lafitt Tandem Units 1, 2 & 3 come mixed on one pallet.
Swatches represent product color only, not surface texture.



ASPEN STONE[®]

Bella Blend



BELLA BLEND



FLASH BROWN BLEND



SABLE BLEND



RETAINING

NATURAL
LIGHT-WEIGHT
CLASSIC

BLOCK

3" UNIVERSAL CAP



4 x 11⁵/₈ x 7




3 x 17¹/₄ / 12 x 10³/₈



Shown with 3" Universal Cap.







BROOKSHIRE™ WALL

Bella Blend



BELLA BLEND



SABLE BLEND



SILEX BLEND



FREESTANDING / RETAINING

RUGGED
SPLIT-STONE
VERSATILE

BROOKSHIRE WALL 3"



3 x 6 / 4 x 9



3 x 12 / 10 x 9



3 x 16 / 14 x 9



6 x 6 / 4 x 9



6 x 12 / 10 x 9



6 x 16 / 14 x 9

BROOKSHIRE WALL 6"

3" COLUMN/CORNER



3 x 15 / 14 x 9

6" COLUMN / CORNER



6 x 15 / 14 x 9

CAP



3 x 18 / 12 x 13

ANCHOR™ PINS



5" L x .05" dia.
(Sold Separately)

28 x 28 Cap available in Brown and Charcoal.
Please contact Belgard Rep for more information.

Also available antiqued.







Bella Blend



AMARETTO BLEND



BELLA BLEND



SABLE BLEND



FREESTANDING / RETAINING

CLASSIC
TUMBLED
VERSATILE



DESIGN TIP

Bring walls to life by
adding contrasting
paver banding.

*See page 24 for
more design ideas.*

UNIVERSAL




4 x 12 x 8







PICTURED: DIAMOND 9D



DIAMOND PRO PS

DIAMOND® 9D | RETAINING WALL

BLOCK



6 x 17 $\frac{3}{4}$ x 9

6" CORNER



6 x 18 x 8

3" UNIVERSAL CAP



3 x 17 $\frac{1}{4}$ / 12 x 10 $\frac{3}{8}$

AVAILABLE COLORS



BELLA BLEND



FLASH BROWN BLEND



SABLE BLEND



DIAMOND PRO PS STRAIGHT FACE

DIAMOND[®]

SERIES

DIAMOND PRO[®] PS | RETAINING WALL

VICTORIAN FACE



8 x 18 x 12

STRAIGHT FACE



8 x 18 x 12

CORNER



8 x 18 x 9

4" UNIVERSAL CAP



4 x 17¹/₄ / 12 x 10³/₈

ANCHOR[™] PINS



5" L x .05" dia.
(Sold Separately)

ACCESSORIES

U START BASE BLOCK



3¹/₂ x 18¹/₂ x 12

U Start Base Block actual coverage length is 16¹/₄"

Recommended for use with all available wall block units. See page 116 for full product information.

AVAILABLE COLORS




BELLA BLEND



FLASH BROWN



SABLE BLEND*



SANDLEWOOD*


CLASSIC STYLE
WITH MULTIPLE
INSTALLATION OPTIONS

Belgard's Diamond Series of wall products is perfect for any outdoor wall application.

From hard-working retaining walls to aesthetically pleasing garden seat walls, the possibilities are endless.


See page 86 for Diamond Pro[®] PS Quarried Face

**Also available in Straight Face.*



FIRE FEATURES

*fire pit
fireplace
kitchen*



Custom Fire Pit





LEGEND



NATURAL



HERITAGE



NATURAL

98
Bordeaux™ Series

99
Bristol™ Series

HERITAGE

100
Brighton™ Series

102
Brookshire™ Fire Pit

103
Weston Stone™ Fire Pit

SIENNA
BODY COLOR



BUFF
ACCENT OPTION



PEWTER*
BODY COLOR



MIDNIGHT
ACCENT OPTION



NEW



NATURAL
POLISHED
GRAND



BORDEAUX™ SERIES

**Special order and only available with midnight accent.*

PLEASE NOTE: All of our fireplaces, brick ovens and fire pits come standard as wood-burning units. However, our fireplaces and fire pits can be retro-fitted for gas burning log sets and burners. Our brick ovens are wood-burning units only. Please contact us for more details at 877-235-4273.

Be sure to check with your local municipality for any codes that may affect your installation. Grill island includes Napoleon Grill and Door Set. Grill is available in propane or natural gas. Must be specified when placing order.



LINEAR FIREPLACE
7'4"W x 2'11"D x 4'2"H



GRILL ISLAND
2'6"D x 5'11"W x 3'5"H



FIREPLACE WOOD BOXES
2'1½"D x 3'3"W x 3'1"H per box
Sold as a pair.



XL FIREPLACE
3'2¼"D x 5'6"W x 9'H



FIREPLACE
2'7"D x 4'3"W x 7'8"H



BRICK OVEN
3'6½"D x 4'5¼"W x 7'8"H

Installed in HGTV's
Dream Home 2019!



[Beldgard.com/dreamhome](http://Belgard.com/dreamhome)



BRISTOL™

SERIES

GASCONY TAN
BODY COLOR



ASHBURY HAZE
ACCENT COLOR



COTSWOLD MIST
BODY COLOR



BROOKSTONE SLATE
ACCENT COLOR



TUMBLLED
RUSTIC
INVITING



GRILL ISLAND

3'D x 6'4"W x 4'4"H



FIREPLACE WOOD BOXES

2'4"D x 3'W x 3'3"H per box
Sold as a pair.



FIREPLACE & HEARTH

Fireplace: 3'D x 5'W x 9'6"H
Hearth: 2'D x 5'W x 11"H



BRICK OVEN

4'D x 4'W x 8'5"H

PLEASE NOTE: All of our fireplaces, brick ovens and fire pits come standard as wood-burning units. However, our fireplaces and fire pits can be retro-fitted for gas burning log sets and burners. Our brick ovens are wood-burning units only. Please contact us for more details at 877-235-4273.

Be sure to check with your local municipality for any codes that may affect your installation. Grill island includes Napoleon Grill and Door Set. Grill is available in propane or natural gas. Must be specified when placing order.



BRIGHTON™ SERIES

GASCONY TAN
BODY COLOR



ASHBURY HAZE
ACCENT COLOR



COTSWOLD MIST
BODY COLOR



BROOKSTONE SLATE
ACCENT COLOR



H TUMBLER RUSTIC VICTORIAN



DESIGN TIP

Define a space by using paver patterns to create a cozy faux rug design around an outdoor fireplace.

See page 24 for more design ideas.



FIREPLACE

3'4"D x 4'4"W x 8'4"H



FIREPLACE WOOD BOXES

2'4"D x 2'8"W x 2'11"H per box
Sold as a pair.

PLEASE NOTE: All of our fireplaces, brick ovens and fire pits come standard as wood-burning units. However, our fireplaces and fire pits can be retro-fitted for gas burning log sets and burners. Our brick ovens are wood-burning units only. Please contact us for more details at 877-235-4273.

Be sure to check with your local municipality for any codes that may affect your installation. Grill island includes Napoleon Grill and Door Set. Grill is available in propane or natural gas. Must be specified when placing order.







BELLA BLEND




SABLE BLEND



SILEX BLEND

H
 RUSTIC
 STONE-TEXTURED
 VERSATILE



Silex Blend

BLOCK




3 x 13 / 7 x 12

INSERT



GRATE



BROOKSHIRE™
 FIRE PIT KIT

Ring and grate sold separately.

*5 courses high, 12 pieces to each course.
 60 pieces required to complete fire pit.*



WESTON STONE™

FIRE PIT KIT

Bella Blend



AMARETTO BLEND



BELLA BLEND




SABLE BLEND

H
CLEAN
VERSATILE
TUMBLER

BLOCK

INSERT

GRATE




4 x 8 x 12

Square Fire Pit:

*Outside is 44" Stacks up to 4 rows high, 12 pieces to each row.
48 pieces required to complete kit.*

Metal insert and grate sold separately.

ACCESSORIES



LEGEND



METROPOLITAN



NATURAL



HERITAGE



LEGACY



METROPOLITAN

106

Laguna™ Coping

NATURAL

107

Anglia Edger®

108

Landings™ Step

HERITAGE

109

Brookshire™ Curb

LEGACY

110

Country Manor Curb®

111

Marina™ Coping

*c o p i n g
e d g e r s
s t e p s*



ALPINE GRAY



STERLING GRAY

14
 MODERN
 STYLISH
 ACCENT

**DESIGN TIP**

Coping isn't just for pools. Add dimension and elevation.

See page 24 for more design ideas.



LAGUNA™


COPING

Alpine Gray

60MM



14³/₁₆ x 23⁵/₁₆ x 2³/₁₆




ANGLIA EDGER[®]




BELLA



BELLA ANTIQUED



SABLE BLEND

SABLE BLEND
ANTIQUED

SILEX BLEND

SILEX BLEND
ANTIQUED

CHISELED
TAPERED
ACCENT

4-PIECE MODULAR

8 x 7⁷/₈ x 4¹/₂8 x 10¹/₂ x 4¹/₂8 x 15¹/₂ x 4¹/₂8 x 17⁷/₈ x 4¹/₂



BELLA



CHARCOAL



NATURAL



SABLE BLEND



SILEX BLEND



QUARRIED
GRAND
ORGANIC



LANDINGS™

STEP UNIT

Installed in HGTV's Dream Home 2020!



Belgard.com/dreamhome

STEP UNIT



6 x 48 x 18



BROOKSHIRE™

CURB / EDGER

Sable Blend



BELLA BLEND



SABLE BLEND



SILEX BLEND

H
COBBLED
NATURAL
ACCENT

CURB



3 3/4 x 7 7/8 x 3 5/8



3 3/4 x 9 7/8 x 3 5/8



3 3/4 x 10 7/8 x 3 5/8



FLASH BROWN BLEND



SABLE BLEND



NATURAL
STONE
ACCENT



Flash Brown Blend

CURB



4 x 8 x 12



MARINA[®]

COPING

Charcoal



AMARETTO BLEND



FLASH BROWN BLEND



BELLA BLEND



SABLE BLEND



CHARCOAL



SILEX BLEND


 BULLNOSED
 DISTINCTIVE
 ACCENT

COPING UNIT



5¹/₈ x 11¹/₈ x 2³/₈



1
ACCENT
WALLS

2
ACCENT
FEATURES &
WALKWAYS

LIGHTING SOLUTIONS

ACCENT
COLUMNS

3



1. HARDSCAPE LIGHT

TS-A1000
7 1/8 x 3 x 7/8
1W / 75LM



2. PAVER LIGHTS

TS-HPL-9
9 x 3/4 x 2 3/8



TS-HPL-8
8 x 3/4 x 2 3/8



TS-HPL-6
6 x 3/4 x 2 3/8



3. PILLAR LIGHTS

TS-PL101
9 x 9 x 18
3W/300M



TS-PL100
9 x 9 x 20
3W/300M

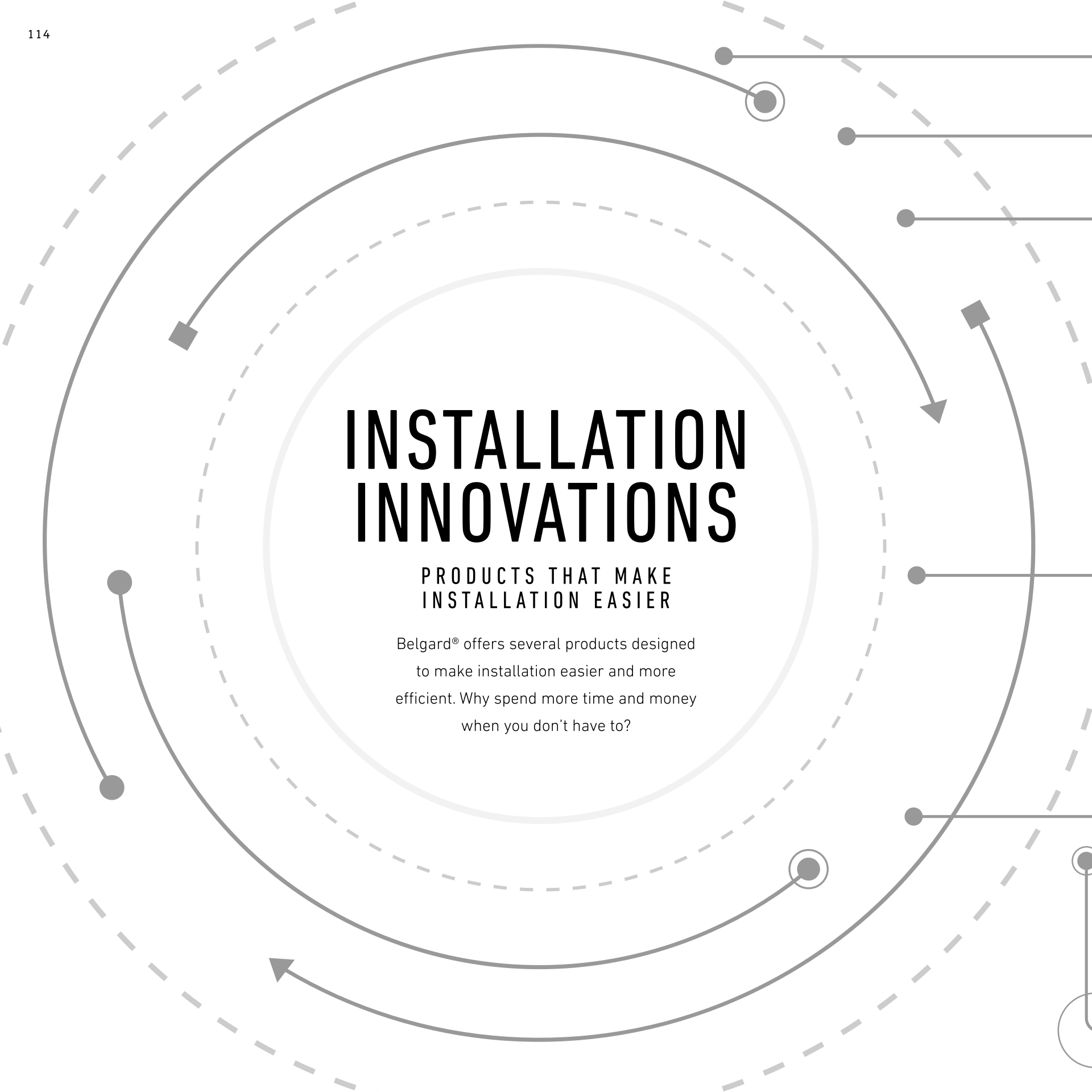


TRANSFORMER



Bluetooth
300 W - TS-TAAB300
150 W - TS-TAAB150

TO LEARN MORE
ABOUT OUR LIGHTING
OPTIONS, VISIT
BELGARD.COM/LIGHTING



INSTALLATION INNOVATIONS

PRODUCTS THAT MAKE INSTALLATION EASIER

Belgard® offers several products designed to make installation easier and more efficient. Why spend more time and money when you don't have to?

TANDEM® MODULAR BLOCK

goes higher with a smaller footprint

- Design flexibility and increased stability during installation.
- Solution for job sites with limited space
- Go higher by connecting multiple blocks to reinforce without geogrid
- Easily construct reinforced corners by connecting multiple blocks
- One all-purpose plastic connector for columns and retaining, freestanding, setback, corners and curved walls



Get back to nature with an IRREGULAR EDGE

- Large, dramatic scale that mimics natural stone
- Features a range of natural colors and blends
- Irregular interlocking system that utilizes a no-repeat pattern



NOCO POLYMERIC SAND

as a mortar joint alternative

- Compressive strength where compaction is not possible
- Stays flexible and responds to ground movements that could cause the joints to crack or damage the stones.

Build a solid foundation with U START BASE BLOCK®

- Universal base course for landscaping walls
- Promotes cost savings and installation time efficiency



BELGARD ELEMENTS™

make a big impact with little effort

- Pre-built modular design arrives on pallets for easy install on-site
- Saves time and money; most can be installed in one day!
- Made to complement Belgard pavers and walls

PREP

stain removers



CLEAN

cleaners



PROTECT

sealers



SAND

joint protection



HOW TO CARE FOR YOUR PAVERS





MADE *for* LIFE OUTSIDE



EFFLORESCENCE

[ef-luh-res-uh ns] *noun*

1. a white haze created by a chemical reaction that occurs when the lime or water soluble calcium oxide produced by cement reacts with water.
2. a natural, reversible byproduct of hardened concrete.

If efflorescence does occur, it can be removed with cleaners specially made for concrete pavers.

Careless or improper cleaning can result in damage and discoloration to the concrete paver surfaces. Contact your Belgard dealer or contractor for further information about appropriate, commercially available cleaners.



FOR BEST RESULTS, WAIT 60* DAYS BEFORE SEALING TO ALLOW THIS PROCESS TO OCCUR.

ROUTINE CLEANING

1. Use a stiff bristle broom and garden hose to scrub and clean the pavers.
2. **HIGH TRAFFIC ZONES** Add in some detergent to the water mix to dislodge dirt from the surface.
3. Scrub with push broom and rinse with garden hose.

REMOVING OIL STAINS

1. Wipe excess oil from the surface and apply liquid detergent as soon as possible.
2. Allow it to soak for several minutes, then wash with hot water.

Several treatments may be necessary for particularly stubborn stains.

Cleaners specially made for removing oil stains from concrete pavers are recommended.

PREVENTING WEEDS & ANTS

YOU'VE GOT OPTIONS

1. Remove by hand or with herbicides.

Use with care so that adjacent vegetated areas are not damaged opt for a biodegradable product that won't damage other vegetation or pollute water supplies

2. Apply a sealer over the entire paver surface and let cure.

SNOW & ICE REMOVAL




Concrete pavers offer outstanding freeze-thaw resistance.



1. Shovels or Plows
2. Electric or liquid snow-melting systems under concrete pavers.




Ask your Belgard dealer or contractor about Snow-melting Systems for Interlocking Concrete Pavements.




PAVERS

PALLET INFORMATION / ESTIMATING CHART

CATALINA™ SLATE		SQFT/ PALLET	SQFT/ LAYER	LAYER/ PALLET	UNITS/ PALLET	UNITS/ LAYER	LNFT/PALLET (SOLDIER)	LNFT/PALLET (SAILOR)	UNITS/ SQFT	WEIGHT/ UNIT	WEIGHT/ LAYER	WEIGHT/ PALLET
3-PIECE		6 x 12 x 2 ³ / ₈	-	-	-	60	6	-	-	-	-	-
		9 x 12 x 2 ³ / ₈	-	-	-	40	4	-	-	-	-	-
		12 x 12 x 2 ³ / ₈	-	-	-	60	6	-	-	-	-	-
TOTAL		120	12	10	160	16	-	-	-	-	-	3388




COUNTRY MANOR®		SQFT/ PALLET	SQFT/ LAYER	LAYER/ PALLET	UNITS/ PALLET	UNITS/ LAYER	LNFT/PALLET (SOLDIER)	LNFT/PALLET (SAILOR)	UNITS/ SQFT	WEIGHT/ UNIT	WEIGHT/ LAYER	WEIGHT/ PALLET
SQUARE		6 ¹ / ₄ x 6 ¹ / ₄ x 2 ³ / ₈	116	11.6	10	420	42	-	-	-	-	3340
RECTANGLE		6 ¹ / ₄ x 9 ³ / ₈ x 2 ³ / ₈	124	12.4	10	300	30	-	-	-	-	3460





DUBLIN COBBLE®		SQFT/ PALLET	SQFT/ LAYER	LAYER/ PALLET	UNITS/ PALLET	UNITS/ LAYER	LNFT/PALLET (SOLDIER)	LNFT/PALLET (SAILOR)	UNITS/ SQFT	WEIGHT/ UNIT	WEIGHT/ LAYER	WEIGHT/ PALLET
3-PIECE MODULAR		5 ¹ / ₈ x 2 ¹⁵ / ₁₆ x 2 ³ / ₈	-	-	-	-	-	-	-	-	-	-
		5 ¹⁵ / ₁₆ x 5 ¹⁵ / ₁₆ x 2 ³ / ₈	-	-	-	-	-	-	-	-	-	-
		5 ¹⁵ / ₁₆ x 8 ⁷ / ₈ x 2 ³ / ₈	-	-	-	-	-	-	-	-	-	-
TOTAL		127.93	11.63	11	-	-	-	-	-	-	-	3440




HOLLAND STONE		SQFT/ PALLET	SQFT/ LAYER	LAYER/ PALLET	UNITS/ PALLET	UNITS/ LAYER	LNFT/PALLET (SOLDIER)	LNFT/PALLET (SAILOR)	UNITS/ SQFT	WEIGHT/ UNIT	WEIGHT/ LAYER	WEIGHT/ PALLET
60MM (EASTON)		120	12	10	540	54	-	-	-	-	-	3340
60MM (FARM)		120	20 SQFT per band	6 bands	540	90 pieces per band	-	-	-	-	-	3340
80MM (SPECIAL ORDER)		97	-	8	432	54	-	-	-	-	-	3188

PAVERS

PALLET INFORMATION / ESTIMATING CHART






LAFITT™ GRANA SLAB		SQFT/ PALLET	SQFT/ LAYER	LAYER/ PALLET	UNITS/ PALLET	UNITS/ LAYER	LNFT/PALLET (SOLDIER)	LNFT/PALLET (SAILOR)	UNITS/ SQFT	WEIGHT/ UNIT	WEIGHT/ LAYER	WEIGHT/ PALLET
3-PIECE		7 ³ / ₈ x 14 ⁷ / ₈ x 2 ³ / ₈	-	-	-	30	3	-	-	-	-	-
		14 ⁷ / ₈ x 14 ⁷ / ₈ x 2 ³ / ₈	-	-	-	30	3	-	-	-	-	-
		14 ⁷ / ₈ x 22 ⁷ / ₁₆ x 2 ³ / ₈	-	-	-	20	2	-	-	-	-	-
TOTAL		116.57	11.66	10	80	8	-	-	-	-	-	2895




LAFITT® PAVER		SQFT/ PALLET	SQFT/ LAYER	LAYER/ PALLET	UNITS/ PALLET	UNITS/ LAYER	LNFT/PALLET (SOLDIER)	LNFT/PALLET (SAILOR)	UNITS/ SQFT	WEIGHT/ UNIT	WEIGHT/ LAYER	WEIGHT/ PALLET
3-PIECE		3 ¹ / ₁₆ x 7 ¹ / ₁₆ x 2 ³ / ₈	-	-	-	110	-	-	-	-	-	-
		7 ¹ / ₁₆ x 7 ¹ / ₁₆ x 2 ³ / ₈	-	-	-	121	-	-	-	-	-	-
		7 ¹ / ₁₆ x 10 ⁵ / ₈ x 2 ³ / ₈	-	-	-	121	-	-	-	-	-	-
TOTAL		124.68	11.33	11	352	-	-	-	-	-	-	3320
6 X 9		6 x 9 x 2 ³ / ₈	112	11.2	10	300	30	-	-	-	-	3080



LAFITT® RUSTIC SLAB		SQFT/ PALLET	SQFT/ LAYER	LAYER/ PALLET	UNITS/ PALLET	UNITS/ LAYER	LNFT/PALLET (SOLDIER)	LNFT/PALLET (SAILOR)	UNITS/ SQFT	WEIGHT/ UNIT	WEIGHT/ LAYER	WEIGHT/ PALLET
3-PIECE MODULAR		7 ³ / ₈ x 14 ⁷ / ₈ x 2 ³ / ₈	-	-	-	30	3	-	-	-	-	-
		14 ⁷ / ₈ x 14 ⁷ / ₈ x 2 ³ / ₈	-	-	-	30	3	-	-	-	-	-
		14 ⁷ / ₈ x 22 ⁷ / ₁₆ x 2 ³ / ₈	-	-	-	20	2	-	-	-	-	-
TOTAL		116.57	11.66	10	80	8	-	-	-	-	-	2895



PAVERS

PALLET INFORMATION / ESTIMATING CHART

 LONDON COBBLE			SQFT/ PALLET	SQFT/ LAYER	LAYER/ PALLET	UNITS/ PALLET	UNITS/ LAYER	LNFT/PALLET (SOLDIER)	LNFT/PALLET (SAILOR)	UNITS/ SQFT	WEIGHT/ UNIT	WEIGHT/ LAYER	WEIGHT/ PALLET
SQUARE (EASTON)		6 x 6 x 2 $\frac{3}{8}$ "	120	120	10	480	48	-	-	-	-	-	3240
SQUARE (FARM)		6 x 6 x 2 $\frac{3}{8}$ "	120	15 sqft per band	8 bands	480	60 pieces per band	-	-	-	-	-	3240
RECTANGLE (EASTON)		6 x 9 x 2 $\frac{3}{8}$ "	112	11.2	10	300	30	-	-	-	-	-	3024
RECTANGLE (FARM)		6 x 9 x 2 $\frac{3}{8}$ "	112	22.4 sqft per band	5 bands	300	60 pieces per band	-	-	-	-	-	3024





 MADRIA™			SQFT/ PALLET	SQFT/ LAYER	LAYER/ PALLET	UNITS/ PALLET	UNITS/ LAYER	LNFT/PALLET (SOLDIER)	LNFT/PALLET (SAILOR)	UNITS/ SQFT	WEIGHT/ UNIT	WEIGHT/ LAYER	WEIGHT/ PALLET
LG. SQUARE		22 $\frac{1}{2}$ x 22 $\frac{1}{2}$ x 2 $\frac{3}{8}$ "	83.88	-	6	24	4	-	-	-	-	-	2434
LG. REC		15 x 30 x 2 $\frac{3}{8}$ "	83.97	-	9	27	3	-	-	-	-	-	2436



 MEGA-ARBEL® PATIO SLAB			SQFT/ PALLET	SQFT/ LAYER	LAYER/ PALLET	UNITS/ PALLET	UNITS/ LAYER	LNFT/PALLET (SOLDIER)	LNFT/PALLET (SAILOR)	UNITS/ SQFT	WEIGHT/ UNIT	WEIGHT/ LAYER	WEIGHT/ PALLET
60MM		15 $\frac{3}{8}$ x 21 x 2 $\frac{3}{8}$ "	104.4	8.7	12	72	6	-	-	-	-	-	2818
80MM	Special Order	15 $\frac{3}{8}$ x 21 x 3 $\frac{1}{8}$ "	77.4	-	-	54	-	-	-	-	-	-	2930



 NOON			GROSS WEIGHT / BOX	PIECES / BOX	SQFT / BOX	BOXES / FULL PALLET	SQFT / PALLET	PALLET GROSS WEIGHT
8 X 48		7.80 x 47.17 x $\frac{3}{4}$ "	46	2	5.06	30	151.8	1380
12 X 48		11.73 x 47.17 x $\frac{3}{4}$ "	74	2	7.75	20	155	1480
UNICO		12.99 x 23.54 x $\frac{3}{4}$ "	60	3	6.37	40	240	2400







PAVERS

PALLET INFORMATION / ESTIMATING CHART

 OLD WORLD PAVER[®]		SQFT/ PALLET	SQFT/ LAYER	LAYER/ PALLET	UNITS/ PALLET	UNITS/ LAYER	LNFT/PALLET (SOLDIER)	LNFT/PALLET (SAILOR)	UNITS/ SQFT	WEIGHT/ UNIT	WEIGHT/ LAYER	WEIGHT/ PALLET
3-PIECE MODULAR		5 1/8 x 7 3/4 x 3 1/8	-	-	-	88	-	-	-	-	-	-
		5 1/8 x 10 1/4 x 3 1/8	-	-	-	96	-	-	-	-	-	-
		5 1/8 x 12 13/16 x 3 1/8	-	-	-	72	-	-	-	-	-	-
TOTAL		90.27	-	8	256	-	-	-	-	-	-	3250





 OLD YORK[™]		SQFT/ PALLET	SQFT/ LAYER	LAYER/ PALLET	UNITS/ PALLET	UNITS/ LAYER	LNFT/PALLET (SOLDIER)	LNFT/PALLET (SAILOR)	UNITS/ SQFT	WEIGHT/ UNIT	WEIGHT/ LAYER	WEIGHT/ PALLET
4 X 8		3 15/16 x 7 7/8 x 2 3/8	120	12	10	540	54	-	-	-	-	3300


 PORCELAIN VENEER		GROSS WEIGHT / BOX	PIECES / BOX	SQ FT / BOX	BOXES / FULL PALLET	SQ FT / PALLET	PALLET GROSS WEIGHT	
4 X 18		4.13 x 17.72 x 3/4	42	14	7.1	55	390.77	2310


 PROVENCE SLAB[™]		SQFT/ PALLET	SQFT/ LAYER	LAYER/ PALLET	UNITS/ PALLET	UNITS/ LAYER	LNFT/PALLET (SOLDIER)	LNFT/PALLET (SAILOR)	UNITS/ SQFT	WEIGHT/ UNIT	WEIGHT/ LAYER	WEIGHT/ PALLET
3-PIECE MODULAR		7 1/2 x 15 x 2 3/8	-	-	-	-	-	-	-	-	-	-
		15 x 15 x 2 3/8	-	-	-	-	-	-	-	-	-	-
		15 x 22 1/2 x 2 3/8	-	-	-	-	-	-	-	-	-	-
TOTAL		128.26	-	10	80	-	-	-	-	-	-	3722
LG. SQUARE		22 1/2 x 22 1/2 x 2 3/8	83.88	-	6	24	4	-	-	-	-	2434
LG. REC		15 x 30 x 2 3/8	83.97	-	9	27	3	-	-	-	-	2436


PAVERS

PALLET INFORMATION / ESTIMATING CHART

■ QUARZITI 2.0			GROSS WEIGHT / BOX	PIECES / BOX	SQFT / BOX	BOXES / FULL PALLET	SQFT / PALLET	PALLET GROSS WEIGHT
24 X 24		23.54 x 23.54 x 3/4	72	2	7.75	30	232.5	2280
MODULAR		11.73 x 23.54 x 3/4	72	2	7.75	20 of each size	155	1560
		23.54 x 35.35 x 3/4						
UNICO		12.99 x 23.54 x 3/4	60	3	6.37	40	240	2400






■ TURFSTONE™			SQFT/ PALLET	SQFT/ LAYER	LAYER/ PALLET	UNITS/ PALLET	UNITS/ LAYER	LNFT/PALLET (SOLDIER)	LNFT/PALLET (SAILOR)	UNITS/ SQFT	WEIGHT/ UNIT	WEIGHT/ LAYER	WEIGHT/ PALLET
80MM		15 3/4 x 23 3/8 x 3 1/8	84	-	8	32	4	-	-	-	-	-	1915


■ UNICO			GROSS WEIGHT / BOX	PIECES / BOX	SQ FT / BOX	BOXES / FULL PALLET	SQ FT / PALLET	PALLET GROSS WEIGHT
UNICO		12.99 x 23.54 x 3/4	60	3	6.37	40	240 lnft	2400






■ VERONA™			GROSS WEIGHT / BOX	PIECES / BOX	SQFT / BOX	BOXES / FULL PALLET	SQFT / PALLET	PALLET GROSS WEIGHT
24 X 24		23.54 x 23.54 x 3/4	72	2	7.75	30	232.5	2280

WALLS

PALLET INFORMATION / ESTIMATING CHART





ASHLAR TANDEM™			SQFT/ PALLET	SQFT/ LAYER	LAYER/ PALLET	UNITS/ PALLET	UNITS/ LAYER	UNITS/ SQFT	WEIGHT/ UNIT	WEIGHT/ LAYER	WEIGHT/ PALLET
UNIT 1		7 x 13½ x 3	-	-	-	-	-	-	-	-	-
	UNIT 2		7 x 15½ x 3	-	-	-	-	-	-	-	-
			7 x 18 x 3	-	-	-	-	-	-	-	-
	SOLID UNITS		7 x 13½ x 3 7 x 15½ x 3 7 x 18 x 3	-	-	-	-	-	-	-	-
TOTAL		70	-	6	90	-	-	-	-	2032	
CAP		15 x 24 x 3¼	-	-	8	32	4	-	-	-	3136










ASPEN STONE®			SQFT/ PALLET	SQFT/ LAYER	LAYER/ PALLET	UNITS/ PALLET	UNITS/ LAYER	UNITS/ SQFT	WEIGHT/ UNIT	WEIGHT/ LAYER	WEIGHT/ PALLET
BLOCK		4 x 11½ x 7	39	5.5	6	120	20	-	-	-	2760

BELAIR WALL®			SQFT/ PALLET	SQFT/ LAYER	LAYER/ PALLET	UNITS/ PALLET	UNITS/ LAYER	UNITS/ SQFT	WEIGHT/ UNIT	WEIGHT/ LAYER	WEIGHT/ PALLET
6" FSW		6 x 8 / 6 x 11	-	-	-	-	-	-	-	-	-
		6 x 16 / 14 x 11	-	-	-	-	-	-	-	-	-
TOTAL			18	6	3	36	-	18	-	-	1800
6" RETAINING WALL		6 x 8 x 8	-	-	-	-	-	-	-	-	-
		6 x 16 x 8	-	-	-	-	-	-	-	-	-
		6 x 16 x 8 w / microjoint	-	-	-	-	-	-	-	-	-
TOTAL			30	-	-	60	-	-	-	-	2420

WALLS





PALLET INFORMATION / ESTIMATING CHART





BELAIR WALL® CON'T.		SQFT/ PALLET	SQFT/ LAYER	LAYER/ PALLET	UNITS/ PALLET	UNITS/ LAYER	UNITS/ SQFT	WEIGHT/ UNIT	WEIGHT/ LAYER	WEIGHT/ PALLET
CORNER		6 x 16 x 8	-	-	2	20	10	-	-	1400
CAP		3 x 7 / 8 x 13½	-	-	8	144	18	-	-	3420
CAP END		3 x 8 x 13½	-	-	2	36	-	-	-	882
WALL END		6 x 8 x 11	-	-	2	42	-	-	-	1550





BROOKSHIRE™		SQFT/ PALLET	SQFT/ LAYER	LAYER/ PALLET	UNITS/ PALLET	UNITS/ LAYER	UNITS/ SQFT	WEIGHT/ UNIT	WEIGHT/ LAYER	WEIGHT/ PALLET
3" WALL		3 x 6 / 4 x 9	-	-	-	-	-	-	-	-
		3 x 12 / 10 x 9	-	-	-	-	-	-	-	-
		3 x 16 / 14 x 9	-	-	-	-	-	-	-	-
TOTAL		35	-	10	-	-	-	-	-	2800
6" WALL		6 x 6 / 4 x 9	-	-	-	-	-	-	-	-
		6 x 12 / 10 x 9	-	-	-	-	-	-	-	-
		6 x 16 / 14 x 9	-	-	-	-	-	-	-	-
TOTAL		35	-	5	-	-	-	-	-	3300
3" CORNER		3 x 15 / 14 x 9	-	-	8	80	10	-	-	2480
6" CORNER		6 x 15 / 14 x 9	-	-	4	40	10	-	-	3250
CAP		3 x 18 / 12 x 13	-	-	6	54	9	-	-	3132

WALLS

PALLET INFORMATION / ESTIMATING CHART





 DIAMOND PRO® PS QUARRIED		SQFT/ PALLET	SQFT/ LAYER	LAYER/ PALLET	UNITS/ PALLET	UNITS/ LAYER	UNITS/ SQFT	WEIGHT/ UNIT	WEIGHT/ LAYER	WEIGHT/ PALLET
BLOCK	 8 x 18 x 12	48	-	4	48	12	-	-	-	3552
CORNER	 8 x 18 x 9	-	-	3	36	12	-	-	-	4370
4" CAP	 4 x 17¼ / 12 x 10¾	-	-	9	72	8	-	-	-	4125


 DIAMOND® 9D		SQFT/ PALLET	SQFT/ LAYER	LAYER/ PALLET	UNITS/ PALLET	UNITS/ LAYER	UNITS/ SQFT	WEIGHT/ UNIT	WEIGHT/ LAYER	WEIGHT/ PALLET
BLOCK	 6 x 17¼ x 9	44.4	-	5	60	12	-	-	-	3360
6" CORNER	 6 x 18 x 8	-	-	-	40	-	-	-	-	3380
3" CAP	 3 x 17¼ / 12 x 10¾	-	-	4	48	12	-	-	-	2065

 DIAMOND PRO® PS		SQFT/ PALLET	SQFT/ LAYER	LAYER/ PALLET	UNITS/ PALLET	UNITS/ LAYER	UNITS/ SQFT	WEIGHT/ UNIT	WEIGHT/ LAYER	WEIGHT/ PALLET
BLOCK	 8 x 18 x 12	48	-	4	48	12	-	-	-	3552
CORNER	 8 x 18 x 9	36	-	3	36	12	-	-	-	4370
4" CAP	 4 x 17¼ / 12 x 10¾	-	-	9	72	8	-	-	-	4125

WALLS

PALLET INFORMATION / ESTIMATING CHART

LAFITT TANDEM™			SQFT/ PALLET	SQFT/ LAYER	LAYER/ PALLET	UNITS/ PALLET	UNITS/ LAYER	UNITS/ SQFT	WEIGHT/ UNIT	WEIGHT/ LAYER	WEIGHT/ PALLET
UNITS 1, 2 & 3		7 x 13 ³ / ₁₆ x 2 ⁵ / ₈	-	-	-	-	-	-	-	-	-
		7 x 15 ¹³ / ₁₆ x 2 ⁵ / ₈	-	-	-	-	-	-	-	-	-
		7 x 18 ⁷ / ₁₆ x 2 ⁵ / ₈	-	-	-	-	-	-	-	-	-
TOTAL			70	-	6	90	-	-	-	-	2032
CAP		15 x 24 x 3 ¹ / ₄	-	-	8	32	4	-	-	-	3136




WESTON STONE™			SQFT/ PALLET	SQFT/ LAYER	LAYER/ PALLET	UNITS/ PALLET	UNITS/ LAYER	UNITS/ SQFT	WEIGHT/ UNIT	WEIGHT/ LAYER	WEIGHT/ PALLET
UNIVERSAL		4 x 12 x 8	40	-	6	120	20	-	-	-	3620

FIRE FEATURES



PALLET INFORMATION / ESTIMATING CHART




BORDEAUX™ SERIES	BODY / ACCENT COLOR	ITEM CODE	UNIT WEIGHT
Fireplace	Sienna / Buff	70300791	4200
Wood Boxes	Sienna / Buff	13140001	3070
Brick Oven	Sienna / Buff	13000012	6215
Grill Island (Napoleon)	Sienna / Buff	70583280	3055
Grill Island (LP)	Sienna / Buff	13110010	3055
Fireplace	Sienna / Midnight	13070014	4200
Wood Boxes	Sienna / Midnight	13140020	3070
Brick Oven	Sienna / Midnight	13000014	6215
Grill Island (Napoleon)	Sienna / Midnight	13110014	3055
Grill Island (LP)	Sienna / Midnight	13110015	3055

FIRE FEATURES PALLET INFORMATION / ESTIMATING CHART

WESTON STONE™ FIRE PIT			SQFT/ PALLET	SQFT/ LAYER	LAYER/ PALLET	UNITS/ PALLET	UNITS/ LAYER	UNITS/ SQFT	WEIGHT/ UNIT	WEIGHT/ LAYER	WEIGHT/ PALLET
BLOCK		4 x 8 x 12	-	-	-	48	-	-	-	-	1452 without insert
INSERT		Sold Separately	-	-	-	-	-	-	-	-	-
GRATE		Sold Separately	-	-	-	-	-	-	-	-	-





ACCESSORIES PALLET INFORMATION / ESTIMATING CHART

ANGLIA EDGER®			SQFT/ PALLET	SQFT/ LAYER	LAYER/ PALLET	UNITS/ PALLET	UNITS/ LAYER	LNFT/PALLET (SOLDIER)	LNFT/PALLET (SAILOR)	UNITS/ SQFT	WEIGHT/ UNIT	WEIGHT/ LAYER	WEIGHT/ PALLET
EDGER UNITS		8 x 7 1/2 x 4 1/2	-	-	-	-	-	-	-	-	-	-	-
		8 x 10 1/2 x 4 1/2	-	-	-	-	-	-	-	-	-	-	-
		8 x 15 1/2 x 4 1/2	-	-	-	-	-	-	-	-	-	-	-
		8 x 17 1/2 x 4 1/2	-	-	-	-	-	-	-	-	-	-	-
TOTAL			-	-	3	-	-	69.75	-	-	-	-	2678

BROOKSHIRE™ CURB			SQFT/ PALLET	SQFT/ LAYER	LAYER/ PALLET	UNITS/ PALLET	UNITS/ LAYER	LNFT/PALLET (SOLDIER)	LNFT/PALLET (SAILOR)	UNITS/ SQFT	WEIGHT/ UNIT	WEIGHT/ LAYER	WEIGHT/ PALLET
CURB UNITS		3 3/4 x 7 7/8 x 3 5/8	-	-	-	-	-	-	-	-	-	-	-
		3 3/4 x 9 7/8 x 3 5/8	-	-	-	-	-	-	-	-	-	-	-
		3 3/4 x 10 7/8 x 3 5/8	-	-	-	-	-	-	-	-	-	-	-
TOTAL			-	-	3	-	-	104	-	-	-	-	1320

ACCESSORIES

PALLET INFORMATION / ESTIMATING CHART

COUNTRY MANOR CURB®			SQFT/ PALLET	SQFT/ LAYER	LAYER/ PALLET	UNITS/ PALLET	UNITS/ LAYER	LNFT/PALLET (SOLDIER)	LNFT/PALLET (SAILOR)	UNITS/ SQFT	WEIGHT/ UNIT	WEIGHT/ LAYER	WEIGHT/ PALLET
CURB		4 x 8 x 12	-	-	6	120	20	-	-	-	-	-	3540
LAGUNA™ COPING			SQFT/ PALLET	SQFT/ LAYER	LAYER/ PALLET	UNITS/ PALLET	UNITS/ LAYER	LNFT/PALLET (SOLDIER)	LNFT/PALLET (SAILOR)	UNITS/ SQFT	WEIGHT/ UNIT	WEIGHT/ LAYER	WEIGHT/ PALLET
60MM		14 ³ / ₁₆ x 23 ⁵ / ₁₆ x 2 ³ / ₁₆	-	-	7	28	4	-	-	-	68	-	1949
LANDINGS™ STEP			SQFT/ PALLET	SQFT/ LAYER	LAYER/ PALLET	UNITS/ PALLET	UNITS/ LAYER	LNFT/PALLET (SOLDIER)	LNFT/PALLET (SAILOR)	UNITS/ SQFT	WEIGHT/ UNIT	WEIGHT/ LAYER	WEIGHT/ PALLET
STEP UNIT		6 x 48 x 18	-	-	2	2	-	-	-	-	-	-	860
MARINA® COPING			SQFT/ PALLET	SQFT/ LAYER	LAYER/ PALLET	UNITS/ PALLET	UNITS/ LAYER	LNFT/PALLET (SOLDIER)	LNFT/PALLET (SAILOR)	UNITS/ SQFT	WEIGHT/ UNIT	WEIGHT/ LAYER	WEIGHT/ PALLET
60MM		5 ¹⁵ / ₁₆ x 11 ¹³ / ₁₆ x 2 ³ / ₁₆	-	-	4	168	42	-	-	-	-	-	2124

COMPATIBILITY CHART

PAVERS	HERITAGE	NATURAL	METROPOLITAN	PORCELAIN	LEGACY	ENVIRONMENTAL
Agilina™ Plank	•	•	•			
Aqua Roc™ I						•
Ardesie				•		
Catalina Grana®		•	•		•	
Catalina™ Slate	•	•	•			
Country Manor®	•		•		•	
Dublin Cobble®	•	•			•	
Holland Stone	•		•		•	
Lafitt® Grana Slab		•	•		•	
Lafitt® Paver	•	•	•			
Lafitt® Rustic Slab	•	•	•			
London Cobble	•		•		•	
Madria	•	•	•			
Mega-Arbel®	•	•	•			
Mega-Lafitt™	•	•	•			
Noon				•		
Old World Paver™	•		•		•	
Old York™	•	•			•	
Porcelain Veneer				•		
Provence™ Slab	•	•	•			
Quarziti 2.0				•		
Turfstone						•
Unico				•		
Verona				•		

WALLS

	HERITAGE	NATURAL	METROPOLITAN	PORCELAIN	LEGACY	ENVIRONMENTAL
Ashlar Tandem™	•	•	•			
Aspen Stone®	•	•			•	
Belair Wall®	•	•	•			
Brookshire™	•	•			•	
Diamond® Series	•		•		•	
Diamond Pro® PS Quarried	•	•	•			
Lafitt Tandem™	•	•	•			
Weston Stone™	•	•			•	

FIRE FEATURES

	HERITAGE	NATURAL	METROPOLITAN	PORCELAIN	LEGACY	ENVIRONMENTAL
Bordeaux™ Series	•	•	•			
Brighton™ Series	•	•			•	
Bristol™ Series	•	•	•			
Brookshire™ Fire Pit	•	•			•	
Weston Stone™ Kits	•	•			•	

COPING, CURBS, EDGERS & VENEER

	HERITAGE	NATURAL	METROPOLITAN	PORCELAIN	LEGACY	ENVIRONMENTAL
Anglia Edger®	•	•	•			
Country Manor Curb®	•		•		•	
Laguna™ Coping	•		•		•	
Landings™ Step	•	•	•			
Marina™ Coping	•		•		•	

PRODUCT INDEX

PAVERS

■ Agilina™ Plank	051
■ Aqua Roc™ I.....	073
■ Ardesie.....	075
■ Catalina™ Grana.....	047
■ Catalina™ Slate.....	053
■ Country Manor®	067
■ Dublin Cobble®	063
■ Holland Stone	069
■ Lafitt® Grana Slab.....	049
■ Lafitt® Paver.....	055
■ Lafitt® Rustic Slab.....	057
■ Madria™	059
■ Mega-Arbel®	060
■ Mega-Lafitt™	060
■ Noon.....	078
■ Old York™	065

■ Porcelain Veneer	079
■ Provence™ Slab.....	061
■ Quarziti 2.0	076
■ Turfstone™	074
■ Verona™	077
■ Unico.....	081

WALLS

■ Ashlar Tandem™	085
■ Aspen Stone®	091
■ Belair Wall®	087
■ Brookshire™	093
■ Diamond Pro® PS Quarried.....	089
■ Diamond® Series.....	097
■ Lafitt Tandem™	090
■ Weston Stone™	095

FIRE FEATURES

■ Bordeaux™ Series.....	101
■ Bristol™ Series	102
■ Brighton™ Series	103
■ Brookshire™ Wall Fire Pit.....	105
■ Weston Stone™ Kits.....	106

ACCESSORIES

■ Anglia Edger®	110
■ Brookshire™ Curb	112
■ Country Manor Curb®	113
■ Laguna™ Coping.....	109
■ Landings™ Step	111
■ Marina™ Coping	114

COLLECTIONS LEGEND

■	Metropolitan Collection
■	Natural Collection
■	Heritage Collection
■	Legacy Collection
■	Environmental Collection
■	Porcelain Collection



PEACE OF MIND, GUARANTEED

LIFETIME TRANSFERABLE LIMITED WARRANTY

Oldcastle® APG, Inc. ("Belgard") is proud to inform you that all of our interlocking concrete paver and retaining walls ("Products") meet and/or exceed the requirements of ASTM C-936 and ASTM C-1372. Belgard® guarantees its Products against these standards for the lifetime of the Product defined by ICPI. This guarantee does not apply to splitting, chipping or other breakage that could be caused by impact, abrasion or overloading. This warranty is transferable. The original proof of purchase is required.

This warranty is only valid if the material is installed under the guidelines of the ICPI (www.ICPI.org), The NCMA (www.ncma.org) or the Belgard Installation Guideline Manual. Improper installation voids this warranty. This warranty is for residential applications only and does not apply to commercial applications. It is recommended that the job be installed by a Belgard Contractor Program participant who guarantees their workmanship for a minimum of 3 years from the date of install. For warranty service, contact Belgard at 1-877-BELGARD. A service representative will investigate your claim within 10 business days. If the Belgard product fails to meet the specifications, Belgard will replace the defective product at no charge. Color matching cannot be guaranteed. Belgard will not be responsible for any replacement labor, consequential damages or incidental damages. This warranty gives you specific legal rights, and you may also have other rights which vary from state to state. Some states do not allow for the exclusion or limitation of incidental or consequential damages, so the above limitation or exclusion may not apply to you.

For specific information regarding warranty coverage and exclusions in regards to the Elements™ and Porcelain Paver products, please visit: Belgard.com/Warranty.

STAY CONNECTED

 [OutdoorLivingbyBelgard](#)

 [BelgardHardscapes](#)

 [Belgard](#)

 [BelgardOutdoorLiving](#)

 [Belgard](#)

 [Belgard.com/Blog](#)



ANCHOR CENTRAL & NEW YORK

975 Burnt Tavern Road
Brick, NJ 08724
Ph: 1-800-682-5625

735 Wangum Road
Fishers, NY 14453
1-800-444-2103

